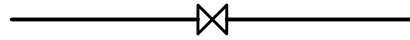


GATE VALVE



BUTTERFLY VALVE



BALL VALVE



CHECK VALVE



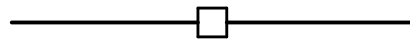
PLUG VALVE (OPEN)



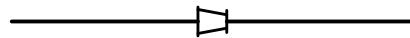
PLUG VALVE (CLOSED)



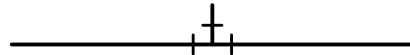
COUPLING



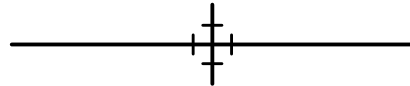
REDUCER



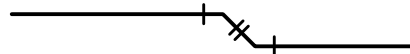
TEE



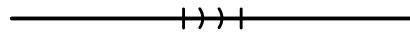
CROSS



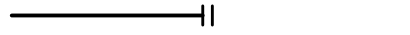
BEND



VERTICAL BEND



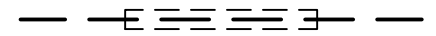
CAP AT END OF LINE



WTR/SWR SERVICE CONNECTION



CASING AND CARRIER PIPE




BLOW OFF VALVE IN MANHOLE



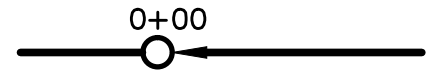
COMBINATION AIR RELEASE/
VACUUM VALVE




EXISTING MANHOLE WITH FLOW ARROW




PROPOSED MANHOLE WITH FLOW ARROW



DROP MANHOLE



MANHOLE STUB OUT



PROPOSED FIRE HYDRANT



EXISTING FIRE HYDRANT



SERVICE CONNECTION



METER & BOX



STANDARD
DETAIL

DATE: 5/1994
REV: 3/27/2007

UTILITY SYMBOLOGY - 3

N.T.S.



DETAIL No.
133