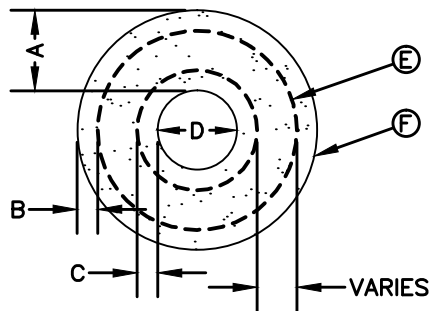
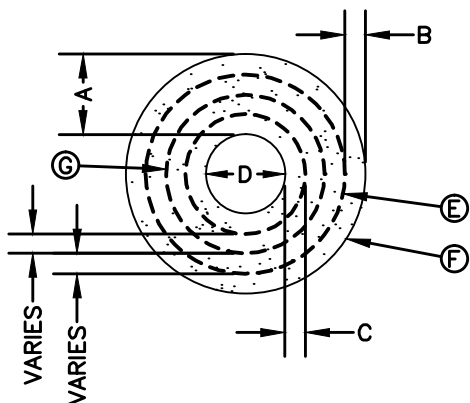


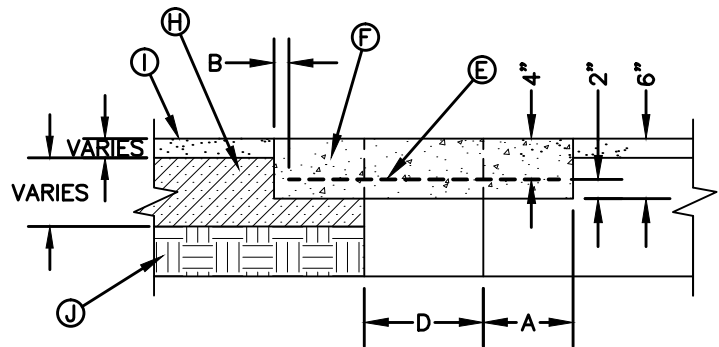
PLAN VIEW - SINGLE REBAR



PLAN VIEW - TWO REBARS



PLAN VIEW - THREE REBARS



SECTION VIEW - ASPHALT JUNCTURE

GENERAL NOTES:

1. THE CONCRETE COLLAR SHOULD BE CAST IN-PLACE CONCRETE. (MINIMUM 28 DAY COMPRESSIVE STRENGTH 4000 PSI. HIGH EARLY CONCRETE IS REQUIRED)
2. TOPS OF CONCRETE COLLAR SHALL BE FLUSH WITH ROADWAY SURFACE OR FINISHED GRADE UNLESS OTHERWISE SPECIFIED BY THE ENGINEER.
3. ANY DISTURBED SUBGRADE UNDER THE CONCRETE COLLAR SHALL BE COMPACTED TO 95% DENSITY ± 3% OPTIMUM MOISTURE CONTENT IN ACCORDANCE WITH ASTM D-1557.
4. ANY DISTURBED BASE COARSE UNDER THE CONCRETE COLLAR SHALL BE COMPACTED TO 100% DENSITY ± 2% OPTIMUM MOISTURE CONTENT IN ACCORDANCE WITH ASTM D-1557.
5. PROVIDE A MINIMUM OF 1 1/2" OF CONCRETE COVER FOR ALL REINFORCEMENT STEEL.
6. REINFORCING SHALL MEET ASTM C-478 AND TRAFFIC LOADING (HS-20).
7. NO. 3 REINFORCING STEEL HOOPS SHALL BE SPACED EQUALLY.

CONSTRUCTION KEY NOTES:

- E. #3 REINFORCING STEEL TYP.
- F. CONCRETE COLLAR.
- G. #3 REINFORCING STEEL EQUALLY SPACED.
- H. COMPACTED BASE COARSE.
- I. PAVEMENT.
- J. COMPACTED SUBGRADE.

"D" DIAMETER OF PENETRATION	NUMBER OF #3 REINFORCING STEEL BARS	"A" MINIMUM CONCRETE HORIZONTAL DIMENSION FROM PENETRATION	"B" MINIMUM CLEARANCE FROM EDGE OF CONCRETE COLLAR TO CENTER OF NEAREST REBAR	"C" MINIMUM CLEARANCE FROM PENETRATION EDGE TO CENTER OF NEAREST REBAR
0" TO 6"	1	6"	1½"	4½"
6.1" TO 18"	2	6"	1½"	1½"
18.1" AND OVER	3	9"	1½"	1½"

STANDARD
DETAIL

DATE: 8/9/2006
REV: 11/6/2008

CONCRETE COLLAR
INSTALLATION IN PAVED AREAS

N.T.S.



DETAIL No.
184-1