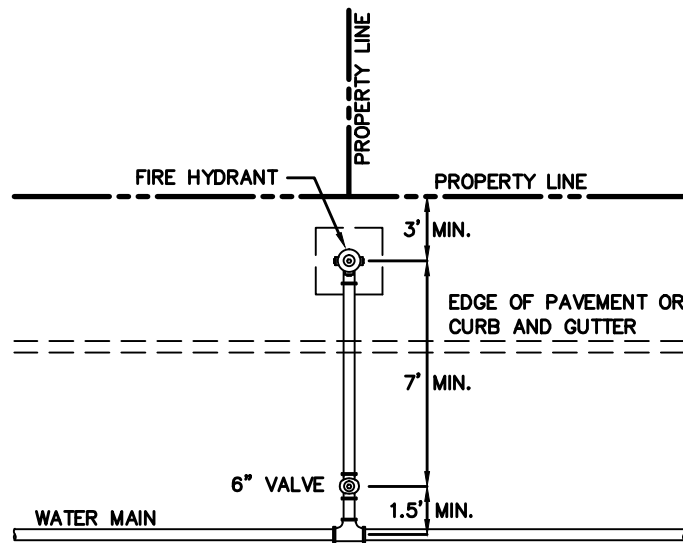
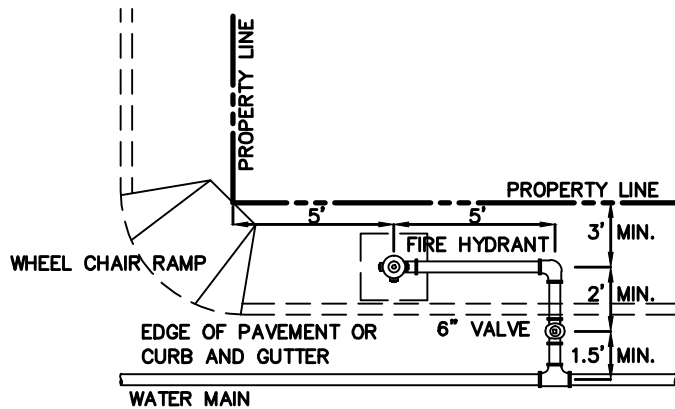


CASE 1

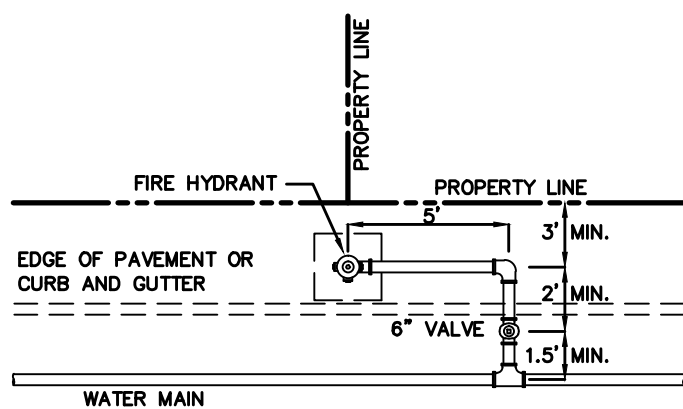


CASE 2

STANDARD LOCATIONS



CASE 3



CASE 4

SPECIAL LOCATIONS

**GENERAL NOTES:**

1. FOR CASE 1 FIRE HYDRANT SHALL BE LOCATED AT A DISTANCE OF 5 FT. MINIMUM FROM THE PROPERTY LINE OR AT THE BEGINNING OF CURB RETURN.
2. FOR CASE 2 FIRE HYDRANT SHALL BE LOCATED AT THE PROPERTY LINE COMMON TO ADJOINING LOTS.
3. FOR CASE 3 AND IV WHERE THE DISTANCE BETWEEN THE VALVE AND THE HYDRANT IS LESS THAN 7 FT. PLACE HYDRANT AS SHOWN.
4. FOR INSTALLATION OF FIRE HYDRANT SEE DETAIL 280-1 OR 280-2.
5. A MINIMUM CLEARANCE OF 3 FT. WILL BE PROVIDED BETWEEN A FIRE HYDRANT AND A PERMANENT OBSTRUCTION (UTILITY POLE, LIGHT STANDARD, TRAFFIC SIGNAL, WHEEL CHAIR RAMP, FENCE PROTECTIVE POSTS, ETC.).
6. WHEN INSTALLATION IS WITHIN TxDOT RIGHT OF WAY, HYDRANT SHALL NOT BE PLACED IN SIDEWALK AREA OR ANY CLOSER THAN 5' FROM BACK OF CURB.